

Crompton

Fans



Experience the difference.

Warm. Efficient. Smart.

FANS
CATALOGUE
2025

Crompton



LET'S
HANGOUT
GHAR PE!

Dear Customer,

We thank you for choosing Crompton as your preferred brand for fulfilling your décor choices. We are delighted that you are now part of the Crompton legacy!

Our products are crafted with an obsession to detail and feature industry leading innovations like Anti-Dust fans and Duratech technology.

In this catalogue, you will find our latest range of energy efficient ceiling fans with ActivPower & ActivBLDC technology. Our range of energy efficient ceiling fans will provide you with unparalleled savings on your electricity bills. Furthermore, energy efficiency as a feature, is available across all our product segments to suit your needs.

We have also included a section to help you choose the recommended design and color for your home décor.

Happy surfing !

About Us

For more than 80 years, our brand has stood for trust, reliability, dependability and excellence in the area of electrical engineering. We endeavour to provide meaningful benefits, ease of use, great design, superior performance and durability at the right price to our customers. Our range of innovative products caters to the modern consumer needs like easy to clean (Anti-Dust) fans, easy to maintain Air Coolers, Hygienic Lighting Solutions (Anti-Bac LEDs), Pumps and many more.

Today, we are a **Proud Indian Brand and No. 1* in Fans** with a strong presence in the other categories like Pumps, Water Heaters, Air Coolers, Kitchen Appliances and lighting.

*As per 3rd party retail audit and industry data.



Our Range of Innovative Products



SILENTPRO

2X MORE SILENT*
THAN REGULAR FANS



ENERGION



* Up to 50% Energy Saving as compared to a regular ceiling fan operating at the same RPM.

* Most regular ceiling fans operate at 64dB. Every increase of 10 dB in noise level is perceived to be twice as loud. SilentPro operates at 52dB level thereby making it twice more silent than its conventional counterparts.

Due to continuous product improvement, the product illustrated in this catalogue may vary slightly from the actual product.

Award Winning Designs



Crompton is synonymous with best in class and internationally awarded designs. Our fans are a work of art in themselves and are a statement piece for your home aesthetics.

Recognitions in Energy Saving

We are delighted to be awarded the National Energy Conservation Award[#]
6 YEARS IN A ROW!



Ranked No.1 by Consumers



Crompton's Star 220 ceiling fan was ranked No.1 and the only fan that delivers on the BEE 5 Star rating for energy efficiency by Consumer Voice*.

*Consumer Voice is an independent organisation that conducts independent, comparative and unbiased product trials recognized by the Ministry of Consumer Affairs.

[#]National Energy Conservation Award (NECA) is given every year for exceptional achievement in Energy Efficiency. This is awarded by Bureau of Energy Efficiency (a department under Ministry of Power, Government of India) for Energy Efficient Appliances.



Manufacturing Excellence

With improving Consumer preferences and to meet the ever increasing market demand of Crompton's durable products, we have multiple state-of-the-art manufacturing facilities at Goa & Baddi which employ the most modern technologies such as Automated Stator winding and Die Casting units which offer best in class products with highest quality standards.

Innovations driven by R&D and Consumer Research

For more than 8 decades, Crompton is known for trust, reliability and durability of its fans and is crowned as the pioneer in fan motor technology.

We leverage our robust R&D processes and capabilities, which are further enhanced by our close consumer connect - to offer superior technology based lifestyle solutions.

Innovations over the years

2016



Anti-Dust fans:

Fans with Dust-resistant Nano technology paint for hassle free cleaning and 50% less dust.

2017



Air 360 fans:

Aerodynamic blades with Anti-drag design for smoother air flow and 50% more coverage.

2018



VSense fans:

Fans with Smart Sensor technology which rotates at High Speed in low voltage conditions.

2019



Duratech fans:

Fans with Premium components & 5-year warranty designed to deliver superlative performance.

2020



Energreen fans:

Energy Efficient fans with ActivBLDC motor that save up to 50% Electricity costs

2020



SilentPro fans:

Elite range of fans with aerodynamic ABS body with Silent Operation & Energy Efficient ActivBLDC motor.

2021



Smart fans:

Fans that are operated using mobile application, voice control devices and remote.

2023



Active Power Technology:

Energy Efficient fans with ActivePower Induction motor that consume up to 33% less Electricity.

Fan Selection Guide

Step 1

Compare your décor



Step 2

Select Fan Model
Select Fan color



Step 3

Browse through the
technical details



Selection tips - Ceiling Fans

Tip 1:

Match your ceiling color with your fan color to make the room look spacious.

Tip 2:

To accentuate your ceiling choose the contrasting furniture color for your fan.

Tip 3:

Metallic trims in fan go well with décor that have shiny elements within the space.

Tip 4:

Decorated fans complement spaces with classic or luxurious settings.

Tip 5:

For spaces with high maintenance, choose our anti-dust ceiling fans range.

Tip 6:

For places where you need quiet comfort, choose silent operation fans.

Tip 7:

For spaces with continual requirement of fan, choose energy efficient fans.

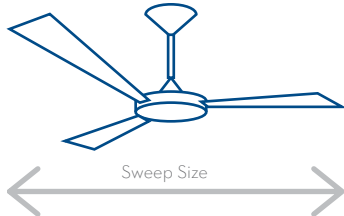
Tip 8:

For usage comfort and convenience, choose Smart (IoT enabled) fans.


Technical Advice

Ceiling Fan Selection

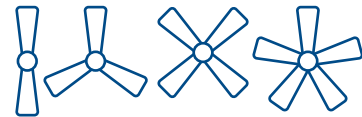
How to select your fan?



Sweep Size is referred to the entire diameter of a fan.



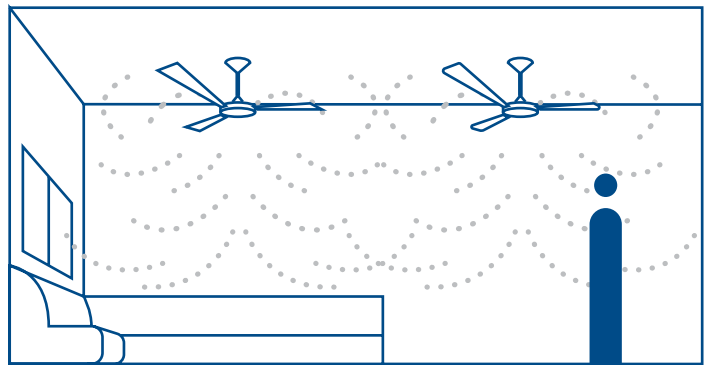
Higher RPM does not mean higher air flow. Air flow / Air delivery is the only point of comparison in selecting a ceiling fan.



More fan blades may not give better air flow.

A four or five blade ceiling fan provides a more conventional, balanced look, whereas a fan with two or three blades possesses a modern and sleek style.

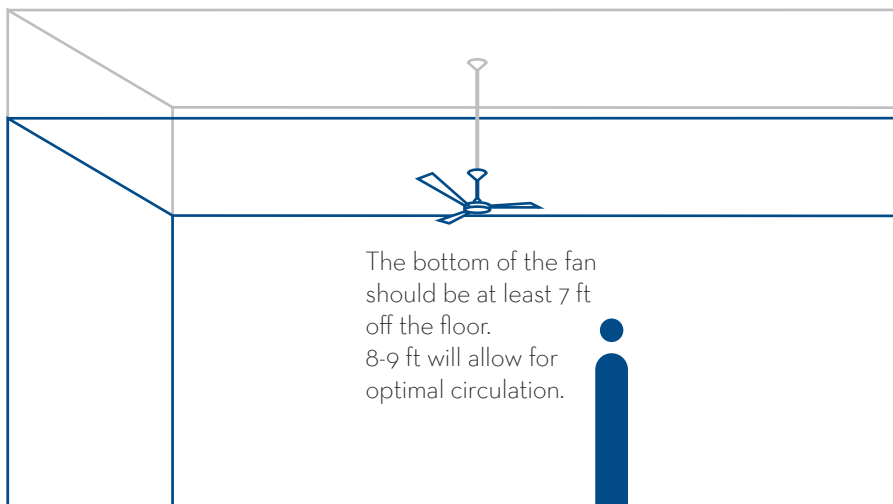
Sweep Size	Room Size
600 mm (24")	Small shop, cabin or Powder Room
750 mm (30")	6 X 10 ft
900 mm (36")	7 X 10 ft
1050 mm (42")	10 X 10 ft
1200 mm (48")	12 X 13 ft
1300 mm (52")	13 X 14 ft
1400 mm (56")	14 X 16 ft



For a much more larger room, consider using two fans to balance the air circulation in all parts.

Optimal Height

For ceilings that are taller than nine feet, add 6" to the downrod for every foot of height.



The more space between the ceiling and the blades, the better for air flow and circulation.








We Present to you our wide range of energy efficient ceiling fans which are compliant with the new standards set out by Indian Bureau of Energy Efficiency.

New Star Rating System

$$\text{Service Value} = \frac{\text{Air Delivery (m}^3/\text{min)}}{\text{Wattage (W)}}$$

Higher the service value (air delivery/watt), better is the star rating of the fan!

Star Levels					
For ≥1200mm sweep size fan Rated Service Value	≥4.0 to <4.5	≥4.5 to <5.0	≥5.0 to <5.5	≥5.5 to <6.0	≥6.0
For <1200mm sweep size fan Rated Service Value	≥3.1 to <3.6	≥3.6 to <4.1	≥4.1 to <4.6	≥4.6 to <5.1	≥5.1

Minimum Specification*

Fan size Sweep Size mm	Minimum Air Delivery (m ³ /min)	Minimum Service Value (m ³ /min/W)
600	100	1.5
>600 and ≤750	115	1.7
>750 and ≤900	130	3.1
>900 and ≤1 050	150	3.1
>1 050 and ≤1 200	210	4.0
>1 200 and ≤1 320	220	4.0
>1 320 and ≤1 400	245	4.1
>1 400 and ≤1 500	270	4.3

Star Rating Label Locations



Primary Motor Box



Top End Shield

*As per 'Amendment No. 1 October 2022 to IS374:2019 Electric Ceiling Type Fans - Specifications'



SUPER EFFICIENT MOTOR

Active components like windings, stampings, etc. make the motor more efficient with upto 25%+ higher efficiency.

LONGER MOTOR LIFE

With upto 50% less heating this motor is cooler as compared to a regular fan motor, resulting in its longer life.



*The images shown above are for representational purposes only and may not represent the actual parts/components used

Higher Star Ratings offer better value for customers!

						
Electricity Bill Per Annum (in INR)**	₹2850	₹2000	₹1775	₹1600	₹1450	₹1325
Annual Savings Compared to Non-Star Ceiling Fan						
Annual Savings Compared to Previous Star Ceiling Fan						

**16 hours of Usage Per Day **Electricity Bill Per Day @ ₹6.5/unit.

**Savings shown are based on ideal usage estimation, for a typical 1200mm sweep size ceiling fan.



DECOR STORIES

Browse through our décor stories that help you select the right fan for your interiors. Complement your ceiling with a wide range of stylized designs that are available in many colors.

MINIMALIST DECOR

ECLECTIC DECOR

CONTEMPORARY DECOR

MODERN DECOR

INDUSTRIAL / RUSTIC DECOR


LUXURIOUS DECOR

ETHNIC DECOR

TRADITIONAL DECOR

SCANDINAVIAN DECOR





ECLECTIC DECOR

Mix it up! Old and new, vintage and radical, this design school is less about haphazard throwing together of pieces and more about being able to borrow specific styles, trends, color combinations and more from across the decades come together to create a distinct, yet cohesive mood.

Featured: Aura2 Prime
Rose Gold
Pg no. 76

Other Recommendations:



Aura2 Designer 3D
Lotus Birken Effect

pg. 72



Gianna
Tapioca

pg. 94



Aura2 Prime
Birken Effect

pg. 77

At it's core, eclectic style is all about filling your home with your personality. It's fun, funky & full of visual interest. This style exudes 'the quirk' within you. Define your home décor with a little bit of, well, everything.

Other Recommendations:



Energy Stylus
Gloss Black

pg. 46



Montania
Smoked Brown

pg. 113



Aura2 Designer 2D
Bakers Brown

pg. 73

Featured: Aura2 - 4 Blade Carbon Silver | Pg no. 70

ECLECTIC DECOR





CONTEMPORARY DECOR

Contemporary styling is all about creating an aesthetic that's trendy, inclusive and feels like it belongs in the present. Right now, it's all about muted color schemes, curated accessories and furniture with clean lines and soft edges. Work with natural elements, industrial accents and subtle prints to add your own distinctive warmth and charm.

Featured: Jura Prime
Conch Cream
Pg no. 96

Other Recommendations:



Gianna
Roast Brown

pg. 94



Avancer Prime Anti-Dust
Conch Cream

pg. 80

Despite the misleading name, modern styling is rooted somewhere in the mid-20th century. Clean lines, curated pieces and a refined, unfussy approach is what it's all about. Focus on a handful of earthy tones with wood, stone or metal accents to bring it to life.

Other Recommendations:



SilentPro Blossom
Matte Black

pg. 29



SilentPro Enso BLDC
Chestnut Wood

pg. 35



Jura Designer
Dark Cherry Wood


pg. 95

Featured: SilentPro Enso BLDC Silk White | Pg no.

32

MODERN DECOR





INDUSTRIAL DECOR

Born from the foundations of old warehouses, factories and mills, this style focuses on staying close to the raw nature of space. High ceilings, open plan formats, high-contrast art pieces, darker color palettes and plenty of metal create a look that's polished yet ever welcoming and casual.


Featured: Senoprime
Roast Brown
Pg no. 88

Other Recommendations:



Gianna
Roast Brown

pg. 94



Toro
Silver Magic White

pg. 90



Aura Prime
Onyx

pg. 93

'Champagne kisses and caviar dreams' - luxe styling is all about sophisticated self-expression, plush ornamentation and most of all - balance. Maximise comfort while adding enough interest and warmth through rich fabrics, edited accents and clean, nude palettes. There's room for everyone from the Zen-loving modernists to the whimsical maximalists to make their own style statement.

Other Recommendations:



Energy Stylus
Gloss White

pg. 46



Avancer Prime
Conch Cream

pg. 80

Featured: Aura2 Prime Anti-Dust Pearl White Titanium | Pg no. 77

LUXURIOUS DECOR





ETHNIC DECOR

Recreating the warmth and charm of India is easy when you start with the right foundation. Choose custom-made pieces that show off your connection to the culture and handicrafts and add motifs that bring back memories of ancestral bungalows and grandma's colorful saris. Finally, temper it all by sticking to a handful of colors, earthy elements and plenty of natural lighting.

Featured: Avancer Swirl
Shadow Grey
Pg no. 68

Other Recommendations:



Rapidus
Knight Blue

pg. 91



Energon Stylus
Toast Brown

pg. 46



Toro
Warm Grey

pg. 90

Scandinavia-inspired, uncluttered and stylish; minimalism embodies the idea of doing more with less. While the word might conjure up visions of monochrome rooms with sparse décor, it has evolved into multiple versions that include bohemian underpinnings, retro touches and punchy color accents.

Other Recommendations:



Aura2 Prime
Pearl White Titanium

pg. 77



Aura2 Prime
Pearl White

pg. 77



Montania
White Chrome

pg. 113

Featured: SilentPro Enso BLDC Chestnut Wood | Pg no. 35

MINIMALIST DECOR





TRADITIONAL DECOR

Keep it simple and unruffled. Everything about this décor is refined and classic. From the color choices to the furniture choices and placement symmetry, this look is all about comfort without being crowded. There are no wild cards here, just rich details and dependable harmony.

Featured: Infinia Antique Brass
Pg no. 63

Other Recommendations:



Stylus
Gloss Black

pg. 46



Optimus
Copper Gleam

pg. 108

This design style relies on finding beauty and elegance in clean, uncluttered spaces that are still distinct and evocative. Function and form, work shoulder-to-shoulder in this aesthetic which values geometric shapes, lots of texture and neutral backdrops in new and ever-evolving ways.

Other Recommendations:



SilentPro Enso BLDC
Silk White

pg. 32



Aura2 Prime
Pearl White

pg. 77



Fluido Wave
Snow White

pg. 39

Featured: Toro Silver Magic White | Pg no. 90

SCANDINAVIAN DECOR





SILENTPRO FANS

The SilentPro range, with all new aesthetics and aerodynamic ABS body is designed to deliver Superior Air Comfort with reduced noise levels. SilentPro fans are 2X more Silent* than regular fans and are powered by the highly Energy Efficient ActivBLDC motor.





Denim Blue

BLOSSOM SMART



- Fluidic Design with aerodynamic ABS body
- Safety cable for more secure installation
- 12 W LED Underlight with three modes - Warm, Natural, Cool with dimming options
- Operate the fan from anywhere with mobile app
- Voice control via Alexa, OK Google
- Ceiling adjustable telescopic mounting for height adjustment

Star Rating	Sweep (mm)	Power Inputs (Watts)	Speed (RPM)	Air Delivery (CMM)
5 Star	1200	40 W	300	245

Room Type - Bedroom. Living Room.

Other Recommendations:



Glossy White



Mocha Brown

[^]5 years warranty on the Motor and 3 years warranty on the Printed Circuit Board (PCB)

Operate from anywhere



Natural Breeze Mode

Activate breeze mode through mobile app to recreate the natural breeze effect, wherein the fan speed steps up from 3 to 5 and back to speed 3 step-wise every 30 seconds.



The All New Sleep Mode

Sleep mode with a difference. By activating, the fan will reduce its speed step-wise every 90 minutes and continue to rotate at speed 1 to provide a silent and peaceful sleep through the night



2X MORE SILENT AT 52 dB**

Decibels Noise levels in dB	10 dB	30 dB	50 dB	70 dB	90 dB
Reference	Normal Breathing	Soft Whisper	A Quiet Home	Loud Conversation	Hand Blender

POINT ANYWHERE SMART REMOTE

No need to point at the fan to operate like ordinary remotes



MULTI-PAIRING REMOTE FUNCTION



INTELLIGENT MEMORY FUNCTION



SLEEP WELL TIMER FUNCTION

ACTIVBLDC

HEART OF HIGH PERFORMANCE TECHNOLOGY

50%
Savings on
Electricity
Cost*

SILENTPRO BLOSSOM

40 W
₹ 1,520 (Electricity bill
per annum)

CONVENTIONAL FAN

80 W
₹ 3,040 (Electricity bill
per annum)

What makes Crompton ActivBLDC Superior?



High Power Factor of 0.98
for 98% effective energy
utilization#



90V - 300V
Wide Voltage Range#



5 Year Warranty^

	Conventional Fan	Crompton SILENTPRO ENSO BLDC
Power Consumption	80 W	40 W
Hours of Usage per day	16	16
KWhr Units per day (Power X Hours / 1000)	1.28	0.64
Electricity Bill per day (₹) ₹ 6.5 / unit	₹ 8.32	₹ 4.16
Electricity Bill per annum (₹)	₹ 3,040	₹ 1,520
Annual Savings on 1 Fan		₹ 1,520 /-
Annual Savings on 4 Fans		₹ 6,080 /-

**Most regular ceiling fans operate at 64 dB. Every increase of 10 dB in noise level is perceived to be twice as loud. SilentPro operates at 52 dB level thereby making it twice more silent than its conventional counterparts. *Upto 50% Energy Saving as compared to a regular ceiling fan operating at the same RPM. ^ 5 years warranty on the Motor and 3 years warranty on the Printed Circuit Board (PCB). #In select models only.



Matte Black



Scan to know more

BLOSSOM



- Fluidic Design with aerodynamic ABS body
- Safety cable for more secure installation
- 12 W LED Underlight with three modes - Warm, Natural, Cool
- Easy to clean- anti-dust fan
- Works with point anywhere smart remote
- Ceiling adjustable telescopic mounting

Star Rating	Sweep (mm)	Power Inputs (Watts)	Speed (RPM)	Air Delivery (CMM)
5 Star	1200	39 W	300	240

Room Type - Bedroom. Living Room.

Other Recommendations:



White



English Rose

[^]5 years warranty on the Motor and 3 years warranty on the Printed Circuit Board (PCB)

NEW



Silk White



Scan to know more

ENSO

- Aerodynamic blades for superior air delivery
- High grade ABS body- easy to clean
- Activ Power Technology -Best in class 18 pole motor with double ball bearing for smooth operations



Star Rating	Sweep (mm)	Power Inputs (Watts)	Speed (RPM)	Air Delivery (CMM)
1 Star	900	43 W	300	145
1 Star	1240	58 W	305	235

Room Type - Bedroom. Living Room.

Color Range



All White



Chrome White



Dark Walnut (wooden finish)

Color Range



Matt Black



Mocha Brown

Anti-Dust: Attracts 50% less dust than regular fans under ideal test conditions.



Silk White



POINT ANYWHERE SMART REMOTE



MULTI-PAIRING
REMOTE FUNCTION



INTELLIGENT
MEMORY FUNCTION



SLEEP WELL TIMER
FUNCTION



Scan to know more



ENSO BLDC

- Aerodynamic ABS body
- Superior Air Delivery
- Easy to clean - anti-dust fan (in select models)
- 50% Savings on electricity costs
- Works with Point Anywhere Smart Remote
- Also available with IoT - Mobile App function (in select models)

Star Rating	Sweep (mm)	Power Inputs (Watts)	Speed (RPM)	Air Delivery (CMM)
5 Star	900	25 W	320	140
6 Service Value [#]	1225	40 W	315	240

Room Type - Bedroom. Living Room.

EXPERIENCE SILENCE AND COMFORT



Silent, yet Powerful.

The SilentPro Enso BLDC, with its all new aesthetics is designed to deliver high air delivery with reduced noise levels. The aerodynamic design of the ABS body reduces the air friction, thereby increasing the number of rotations per minute and assuring high performance in silence.



Experience Comfort.

At an air delivery of 240 CMM, SilentPro Enso BLDC delivers air comfort that rivals the best of the conventional fans available in the market. The fluidic seamless design of the blades is modelled to ensure high air delivery - delivering comfort to you when you need it.

[^]5 years warranty on the Motor and 3 years warranty on the Printed Circuit Board (PCB)

[#]The service value of this fan is 6 which is equivalent to 5 Star performance for 1200mm fan.

Color Range



 **SMART**

Option available with
IoT-Mobile App

Silk White



 **SMART**

Option available with
IoT-Mobile App

All White

Color Range



Color Range



Chestnut Wood

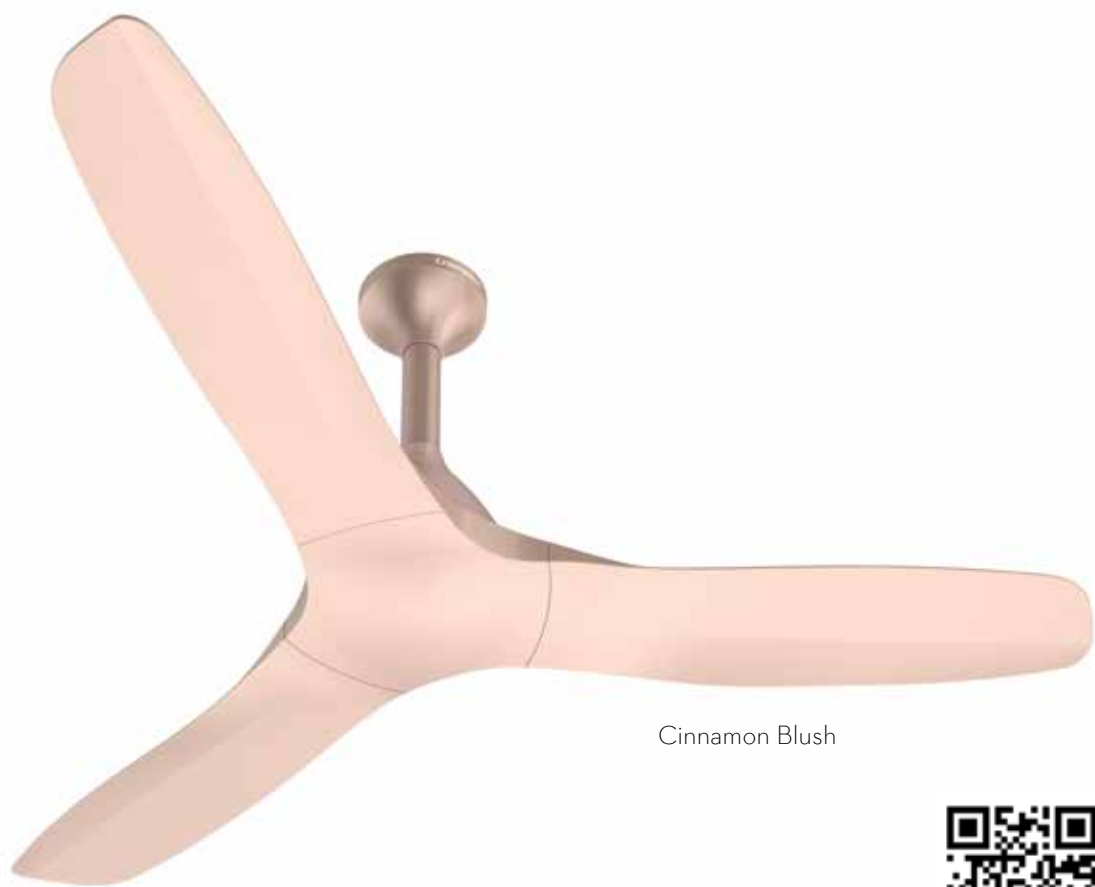


All White
(900mm)



Silk White
(900mm)

NEW



Cinnamon Blush



Scan to know more

FLUIDO WAVE

- Fluidic design crafted for unibody look
- Aerodynamic blades for Superior air delivery
- High grade ABS body- easy to clean
- Activ Power Technology



Star Rating	Sweep (mm)	Power Inputs (Watts)	Speed (RPM)	Air Delivery (CMM)
1 Star	900	44 W	380	155
1 Star	1200	56 W	380	230

Room Type - Living Room. Bedroom.

*Attracts 50% less dust than regular fans under ideal test conditions.
*2X silent is most regular ceiling fans operate at 64 db. Every increase of 10 db in noise level is perceived to be twice as loud. Silent pro series operates within a range of 52db-56db level, making it twice more silent as its conventional counterparts.

Color Range



Conch Cream



Matte Black

Color Range

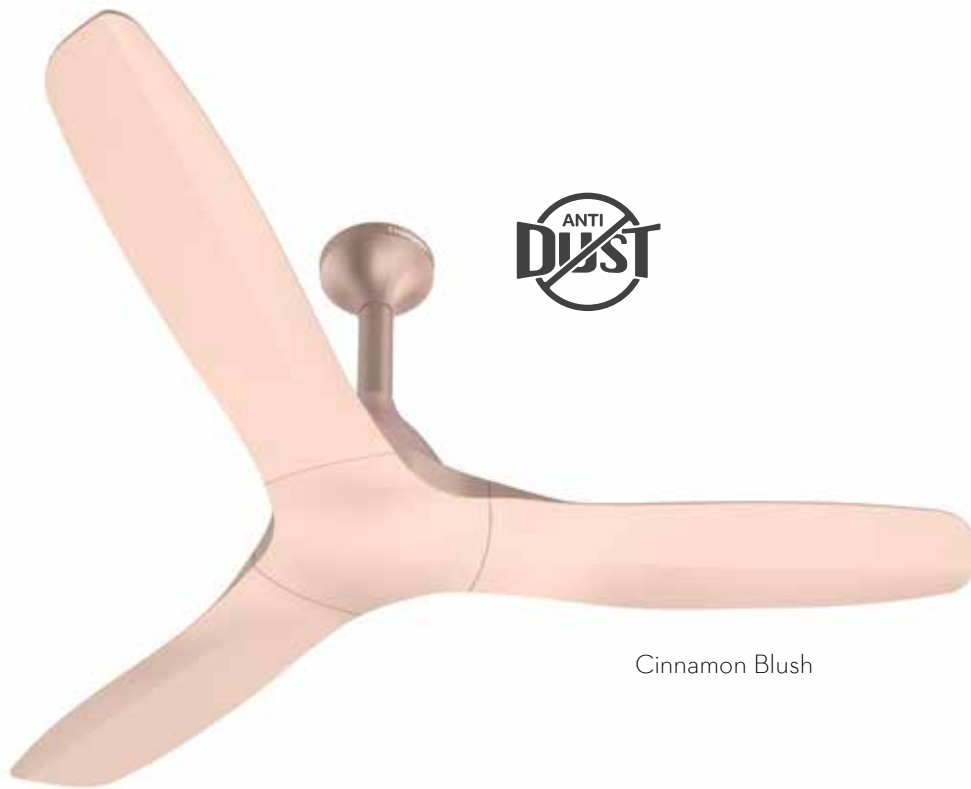


Sheesham Wood



Fog Grey

Color Range



Cinnamon Blush




Snow White



ENERGION FANS

Introducing Crompton's range of Energy Efficient fans powered by ActivBLDC motor technology that ensures up to 50% Electricity Savings* as compared to conventional fans.






Energion Groove Regmote Dark Cherrywood

ENERGION FANS

SAVE UP TO
₹7000**
EVERY YEAR

With Crompton's range of energy efficient fans
On an average use of 4 fans

What makes Crompton ActivBLDC Superior?

 High Power Factor of 0.98 for 98% effective energy utilization

 90V - 300V
Wide Voltage Range

 5 Year Warranty*

	Conventional Fan	Energion Groove Regmote
Power Consumption	75 W	28 W
Hours of Usage per day	16	16
Electricity Rate (KWH)	₹ 6.50	₹ 6.50
Electricity Bill (Per day per fan)	₹ 7.80	₹ 2.91
Electricity Bill per annum	₹ 2,850	₹ 1,100
Annual Savings on 1 Fan	₹ 1,750 /-	
Annual Savings on 4 Fans	₹ 7,000 /-	

**Usage of 16 hrs/day @ Rs.6.5/unit. On an average use of 4 Fans 28W BLDC Motor of Energion Groove Regmote vs Traditional 75W Induction Motor.

*5 years warranty on the Motor and 3 years warranty on the Printed Circuit Board (PCB)



Shimmer Brown

POINT ANYWHERE
SMART REMOTE

- MULTI-PAIRING
REMOTE FUNCTION
- INTELLIGENT
MEMORY FUNCTION
- SLEEP WELL TIMER
FUNCTION



Scan to know more



ROVERR SMART



- Powerful motor with ActivBLDC technology consuming only 37W
- 12W Warm LED underlight with 3 dimming options to suit your mood and décor
- Fluidic telescopic design compatible with all types of ceilings
- Attracts 50% lesser dust than normal fans

Star Rating	Sweep (mm)	Power Inputs (Watts)	Speed (RPM)	Air Delivery (CMM)
5 Star	1200	37 W	360	230

Room Type - Living Room. Bedroom.

Color Range



Pristine White



Knight Blue

*5 years warranty on the Motor and 3 years warranty on the Printed Circuit Board (PCB)



Champagne Gold



POINT ANYWHERE
SMART REMOTE

- MULTI-PAIRING
REMOTE FUNCTION
- INTELLIGENT
MEMORY FUNCTION
- SLEEP WELL TIMER
FUNCTION



Scan to know more

ROVERR
UNDERLIGHT



- Powerful motor with ActivBLDC technology consuming only 37W
- 12W Warm LED underlight with 3 dimming options to suit your mood and décor
- Fluidic telescopic design compatible with all types of ceilings
- Attracts 50% lesser dust than normal fans

Star Rating	Sweep (mm)	Power Inputs (Watts)	Speed (RPM)	Air Delivery (CMM)
5 Star	1200	37 W	360	230

Room Type - Living Room. Bedroom.

Color Range



Pristine White



Matte Black

*5 years warranty on the Motor and 3 years warranty on the Printed Circuit Board (PCB)



ROVERR



- Powerful motor with ActivBLDC technology consuming only 37W
- Fluidic telescopic design compatible with all types of ceilings
- Attracts 50% lesser dust than normal fans

Star Rating	Sweep (mm)	Power Inputs (Watts)	Speed (RPM)	Air Delivery (CMM)
5 Star	1200	37 W	360	230

Room Type - Living Room. Bedroom.

Color Range



Pristine White



Champagne Gold

*5 years warranty on the Motor and 3 years warranty on the Printed Circuit Board (PCB)



Gloss Black



POINT ANYWHERE
SMART REMOTE

- MULTI-PAIRING
REMOTE FUNCTION
- INTELLIGENT
MEMORY FUNCTION
- SLEEP WELL TIMER
FUNCTION



Scan to know more

STYLUS

- BEE 5 STAR Rated fan
- 50% Savings on electricity costs
- Attracts 50% Lesser dust than Normal Fans
- Point Anywhere Smart Remote



Star Rating	Sweep (mm)	Power Inputs (Watts)	Speed (RPM)	Air Delivery (CMM)
5 Star	1200	35 W	370	220

Room Type - Living Room. Bedroom.

Color Range



Gloss White



Toast Brown

*5 years warranty on the Motor and 3 years warranty on the Printed Circuit Board (PCB)



POINT ANYWHERE SMART REMOTE

MULTI-PAIRING
REMOTE FUNCTION

INTELLIGENT
MEMORY FUNCTION

SLEEP WELL TIMER
FUNCTION



Scan to know more

Mushroom Grey



STYLUS SMART



- BEE 5 star rated fan
- 50% savings on electricity cost
- Operate from anywhere with mobile app
- Voice control via Alexa, Ok Google

Star Rating	Sweep (mm)	Power Inputs (Watts)	Speed (RPM)	Air Delivery (CMM)
5 Star	1200	35 W	370	220

Room Type - Living Room. Bedroom.

Color Range



Majolica Blue

*5 years warranty on the Motor and 3 years warranty on the Printed Circuit Board (PCB)

NEW



Light Pinewood



POINT ANYWHERE
SMART REMOTE



MULTI-PAIRING
REMOTE FUNCTION



INTELLIGENT
MEMORY FUNCTION



SLEEP WELL TIMER
FUNCTION




GROOVE REGMOTE

- BEE 5 STAR Rated fan
- Compatible with both Remote & Home wall Regulator**
- 60% Savings on electricity costs
- Best in class air delivery
- Anti-Dust - In select models only

Star Rating	Sweep (mm)	Power Inputs (Watts)	Speed (RPM)	Air Delivery (CMM)
5 Star	1200	28 W	350	220

Room Type - Living Room. Bedroom.


Color Range
Anti-Rust



Ivory



Brown



Opal White




Dark Cherrywood

*5 years warranty on the Motor and 3 years warranty on the Printed Circuit Board (PCB)

**Compatible with 80w step regulator.


Color Range
Anti-Dust



Satin Sand



Onyx



Conch Cream



Titanium Effect



Coffee Brown

NEW



- IR Remote
- NO PAIRING REQUIRED
 - INTELLIGENT MEMORY FUNCTION
 - SLEEP WELL TIMER FUNCTION

NITEO

★ ★ ★
5
★ ★ ★
STAR

ACTIVBLDC
TECHNOLOGY

60%
ENERGY
SAVINGS

SUPERIOR
AIR
DELIVERY

2+2
YEAR
WARRANTY**

- Powerful motor with ActivBLDC technology
- 60% saving on electricity costs
- Best in class Air Delivery
- ActivsightUI warm LED lights for Rich look and Modern Aesthetics
- IR remote and multiple smart modes

Star Rating	Sweep (mm)	Power Inputs (Watts)	Speed (RPM)	Air Delivery (CMM)
5 Star	1200	24 W*	350#	220

Room Type - Living Room. Bedroom.

Color Range



*The electricity consumption is calculated at speed Five
#Performance Parameters have been computed at Hyper mode
**2 years on PCB & 4 Years on motor

Color Range



Metalic Grey



Copper Gleam



Silver White Magic



White Black



Ivory



Ivory Black

NEW



Dark Cherrywood

POINT ANYWHERE
SMART REMOTE

- Wi-Fi + BLUETOOTH ENABLED
- NO PAIRING REQUIRED
- INTELLIGENT MEMORY FUNCTION
- SLEEP WELL TIMER FUNCTION




COOKIE IoT

- Powerful motor with ActivBLDC technology consuming 35W
- 50% saving on electricity costs
- Best in class Air Delivery
- Point Anywhere smart remote
- Voice control via Alexa, Ok google


Star Rating	Sweep (mm)	Power Inputs (Watts)	Speed (RPM)	Air Delivery (CMM)
5 Star	1200	35 W	340	225

Room Type - Living Room. Bedroom.

Color Range



Light Pinewood




Metallic Copper


Color Range




White




Ivory



Matte Black



Black & White



Black & Ivory



Light Pinewood

POINT ANYWHERE
SMART REMOTE

- MULTI-PAIRING
REMOTE FUNCTION
- INTELLIGENT
MEMORY FUNCTION
- SLEEP WELL TIMER
FUNCTION



Scan to know more

COOKIE

- Powerful motor with ActivBLDC technology consuming only 35W
- 50% Savings on Electricity Costs
- Best in Class Air Delivery
- Point Anywhere Smart Remote



Star Rating	Sweep (mm)	Power Inputs (Watts)	Speed (RPM)	Air Delivery (CMM)
5 Star	1200	35 W	340	225

Room Type - Living Room. Bedroom.

Color Range




White




Ivory

Color Range




Black & Ivory



Black & White



Dark Cherrywood



Mystic Brown



Matte Black



POINT ANYWHERE
SMART REMOTE

- MULTI-PAIRING
REMOTE FUNCTION
- INTELLIGENT
MEMORY FUNCTION
- SLEEP WELL TIMER
FUNCTION



Brown

Scan to know more

HS ENERGION

- BEE 5 STAR Rated fan
- 50% Savings on electricity costs
- Point Anywhere Smart Remote

Star Rating	Sweep (mm)	Power Inputs (Watts)	Speed (RPM)	Air Delivery (CMM)
5 Star	1200	35 W	370	220

Room Type - Living Room. Bedroom.

Color Range



Ivory




White

*5 years warranty on the Motor and 3 years warranty on the Printed Circuit Board (PCB)



White

RIVIERA



- BEE 5 STAR Rated fan
- 50% Savings on electricity costs
- Compatible with home wall regulator

Star Rating	Sweep (mm)	Power Inputs (Watts)	Speed (RPM)	Air Delivery (CMM)
5 Star	1200	32 W	360	220
5 Star	1400	35 W	270	275

Room Type - Living Room. Bedroom.

Color Range



Brown



Ivory



LUXIAN FANS

Crompton's Lifestyle range of fans with Royal décor with Underlight options that offer opulent comfort.





Black Chrome



URANUS

- Magnificent carvings for a royal décor
- Decorative lampshades to enhance beauty
- Convenient pull cord for speed and light control

Star Rating	Sweep (mm)	Power Inputs (Watts)	Speed (RPM)	Air Delivery (CMM)
1 Star	1200	53	325	215

Room Type - Living Room. Bedroom.

Colour Range



Ivory



Regal
Antique Brass



Scan to know more



CAIRO

- Big Motor with stationary bottom end shield for robust and superior aesthetics
- Electroplated finish to complement Antique interiors
- Aerodynamically designed blades for superior air delivery

Star Rating	Sweep (mm)	Power Inputs (Watts)	Speed (RPM)	Air Delivery (CMM)
1 Star	1200	55	370	220

Room Type - Living Room. Bedroom.

Color Range



Regal
Antique Copper



Black Nickel



Antique Copper
(Electroplated)



Scan to know more



INFINIA

- Contemporary design to complement modern décor.
- Electroplated finish for superior aesthetics.
- Aerodynamically designed blades for superior air delivery

Star Rating	Sweep (mm)	Power Inputs (Watts)	Speed (RPM)	Air Delivery (CMM)
1 Star	1200	55	370	220

Room Type - Living Room. Bedroom.

Colour Range



Spanish Green
(Matte)

Color Range

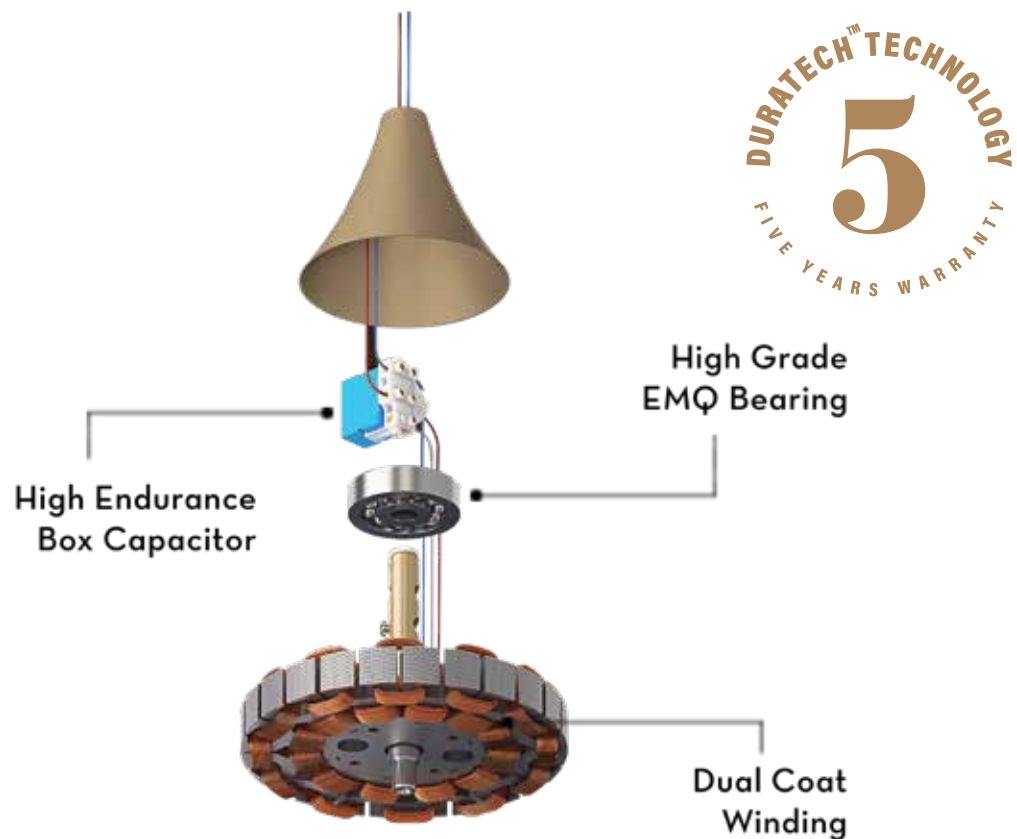




PREMION FANS

Spruce up your interiors with Crompton's Premium & Designer range of fans.





DURATECH TECHNOLOGY

Duratech Fans come with 5 years Duratech warranty. Duratech uses premium components, designed to deliver a superlative performance over the years.

Here's a quick look at the key components that form the core of the Duratech technology.

Duratech comprises of:



High Endurance Box Capacitor

Duratech's high-endurance box capacitor, with a patented adapter, ensures superior performance over a longer period as compared to ordinary oil-filled tube-type capacitors.



High Grade EMQ Bearing

EMQ bearings used for the Duratech motor are the highest-grade bearings available for fans. They are silent and smooth, and have the additional advantage of reduced friction and vibration.



Dual Coat Winding

Dual-coat winding, offers double protection, ensuring better insulation and abrasion resistance when subjected to high temperatures and sudden overloads. This results in longer durability as compared to ordinary winding.



High Standard Hybrid Steel

Duratech fans use hybrid steel which is highly compatible with electric motors. The composition and the thickness of the steel ensures fan durability and efficiency.



Ice Coffee



Scan to know more

AVANCER SWIRL

- Elegant design to compliment modern décor
- 3-star energy saving with robust motor technology
- Broad and aerodynamically designed blades for high air delivery
- Metallic finish with anti-corrosive blade & body



Star Rating	Sweep (mm)	Power Inputs (Watts)	Speed (RPM)	Air Delivery (CMM)
3 Star	900	32 W	400	140
3 Star	1200	45 W	370	225

Room Type - Living Room. Bedroom. Office.

Color Range



Conch Cream

Color Range



Americano Brown



Shadow Grey

Color Range



Dark Sapphire



Cocoa Gold



Carbon Silver



Scan to know more

AURA2 - 4 BLADE



- Elegant design to compliment modern décor
- 2-star energy saving with robust motor technology
- Broad and aerodynamically designed blades for high air delivery
- Metallic finish with anti-corrosive blade & body

Star Rating	Sweep (mm)	Power Inputs (Watts)	Speed (RPM)	Air Delivery (CMM)
2 Star	1200	51 W	360	230

Room Type - Living Room. Bedroom. Office.

Color Range



Ocean Blue

Color Range



Irish Coffee



Pearl White



Birken Effect



Scan to know more

Lotus Design

AURA2 DESIGNER 3D LOTUS



- Elegant design to compliment modern décor
- Safety cable for more secure installation
- Broad and aerodynamically designed blades for high air delivery
- Metallic finish with anti-corrosive blade & body

Star Rating	Sweep (mm)	Power Inputs (Watts)	Speed (RPM)	Air Delivery (CMM)
1 Star	1200	55 W	370	225

Room Type - Living Room. Bedroom.

Color Range



Pearl White



Bakers Brown

Brocade Design

AURA2 DESIGNER 2D

- Elegant design to compliment modern décor
- Safety cable for more secure installation
- Broad and aerodynamically designed blades for high air delivery
- Metallic finish with anti-corrosive blade & body



Star Rating	Sweep (mm)	Power Inputs (Watts)	Speed (RPM)	Air Delivery (CMM)
1 Star	1200	55 W	370	225

Room Type - Living Room. Bedroom.

Color Range



Rosegold



Birken



Pearl White

Arab Design

AURA2 DESIGNER 2D

- Elegant design to compliment modern décor
- Safety cable for more secure installation
- Broad and aerodynamically designed blades for high air delivery
- Metallic finish with anti-corrosive blade & body




Star Rating	Sweep (mm)	Power Inputs (Watts)	Speed (RPM)	Air Delivery (CMM)
1 Star	1200	55 W	370	225

Room Type - Living Room. Bedroom.

Color Range



Pearl White



Titanium



Oakwood

PREMION

AURA2 DESIGNER
WOODEN



- Elegant design to compliment modern décor
- Safety cable for more secure installation
- Broad and aerodynamically designed blades for high air delivery
- Wooden finish with anti-corrosive blade & body

Star Rating	Sweep (mm)	Power Inputs (Watts)	Speed (RPM)	Air Delivery (CMM)
1 Star	1200	55 W	370	225

Room Type - Living Room. Bedroom.

Color Range



Pearl Ivory Wood



Rose Gold

AURA2 PRIME



- Elegant design to compliment modern décor
- Broad and aerodynamically designed blades for high air delivery
- Metallic finish with anti-corrosive blade & body
- Available in 600mm, 900mm, 1050mm – in select colors only

Star Rating	Sweep (mm)	Power Inputs (Watts)	Speed (RPM)	Air Delivery (CMM)
-	600	65 W	875	120
1 Star	900	44 W	390	140
1 Star	1050	56 W	370	180
1 Star	1200	55 W	370	225

Room Type - Living Room. Bedroom.

Color Range



Pearl White Titanium



Bakers Brown



Irish Coffee



Pearl White



Titanium



Birken Effect



HIGHSPEED FANS

Graciously harmonious across
modern design style





Cocoa Gold




AVANCER PRIME

- Unique angular motor design to spruce up your interiors
- Broad and aerodynamically designed blades for high air delivery
- Metallic finish with anti-corrosive blade & body
- Available in 900mm, 1050mm, 1400mm - in select colors only

Star Rating	Sweep (mm)	Power Inputs (Watts)	Speed (RPM)	Air Delivery (CMM)
1 Star	900	44 W	390	140
1 Star	1050	56 W	370	180
1 Star	1200	55 W	370	226
1 Star	1400	60 W	300	250

Room Type - Kitchen. Bedroom. Living Room.

Color Range



Conch Cream



Bakers Brown

NEW



Metallic Blue



Scan to know more

FESTO

- Heavy Motor for superior performance
- Aerodynamically designed wider blades for superior air delivery
- Anti corrosive aluminium blades and body



Star Rating	Sweep (mm)	Power Inputs (Watts)	Speed (RPM)	Air Delivery (CMM)
1 Star	900	44 W	400	146
1 Star	1200	56 W	380	225

Room Type - Living Room. Bedroom.

Color Range




Gold Dust



Silver Magic White

HIGHSPEED

NEW



Matte Black



Scan to know more




SANTOS

- Heavy motor for superior performance
- Aerodynamically designed wider blades for superior air delivery
- Anti corrosive Aluminium blades and body

Star Rating	Sweep (mm)	Power Inputs (Watts)	Speed (RPM)	Air Delivery (CMM)
1 Star	900	44 W	400	146
1 Star	1200	56 W	380	225

Room Type - Living Room. Bedroom.


Color Range




Pristine white



Titanium



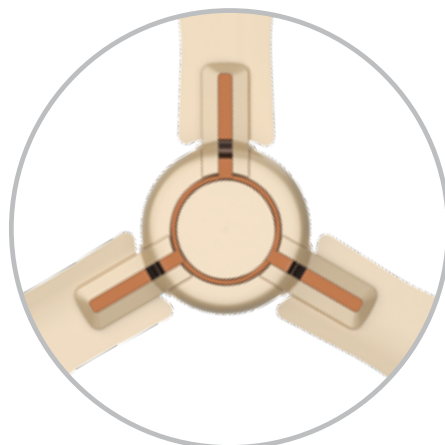
Tawny Brown



Rose Gold



Americano Brown



Tapioca

NEW



INDIA’S HIGHEST
AIR DELIVERY FAN*

Peach Brown



Scan to know more



SUPERFLO

- Ultra High Air delivery of 260 CMM
- Heavy motor for superior performance
- Aerodynamically designed wider blades for superior air delivery
- Anti corrosive Aluminium blades and body

Star Rating	Sweep (mm)	Power Inputs (Watts)	Speed (RPM)	Air Delivery (CMM)
1 Star	900	44 W	400	160
1 Star	1270	65 W	350	260

Room Type - Living Room. Bedroom.

TURBOBOOST

TECHNOLOGY

UP TO 25% MORE AIR VELOCITY AT OPERATING ZONE*

Higher air velocity enhances air comfort by facilitating more cooling and promoting better air circulation.

10%+ ACTIVE BLADE SURFACE AREA**

Increased active blade surface area enhances air delivery and overall comfort.

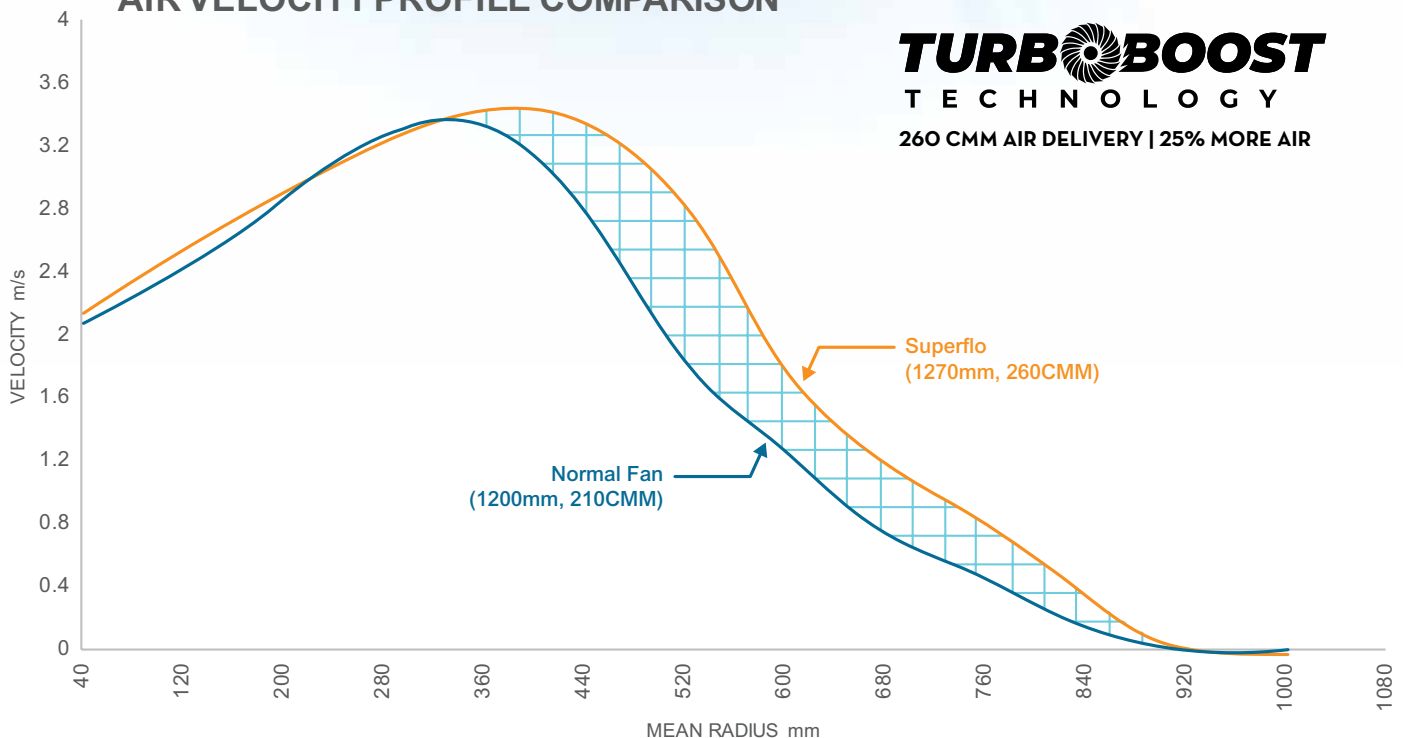
*Delivers up to 25% higher air velocity within a diameter range of 800mm to 1600mm from the centre of the fan, compared to a Crompton ceiling fan with an air delivery of 210 CMM.

**10% more active blade surface area compared to a Crompton ceiling fan with an air delivery of 210 CMM.

25%
More Air Delivery
More Comfort!

HIGHSPEED

AIR VELOCITY PROFILE COMPARISON



Color Range



Metallic Copper Brown



Silver White Magic



British Green

Color Range



Metallic Black Sparkle



Bling Grey



HS Brown



Cool Grey



SENOPRIME

- Unique petal shaped blades to enhance aesthetics
- Attractive trims to complement modern décor
- Anti-corrosive blade & body

Star Rating	Sweep (mm)	Power Inputs (Watts)	Speed (RPM)	Air Delivery (CMM)
1 Star	900	44 W	390	140
1 Star	1200	55 W	370	225

Room Type - Kitchen. Living Room. Bedroom.

Color Range



Roast Brown



Opal White

SENORITA

- Unique petal shaped blades to enhance aesthetics
- Attractive trims to complement modern décor
- Anti-corrosive blade & body




Star Rating	Sweep (mm)	Power Inputs (Watts)	Speed (RPM)	Air Delivery (CMM)
1 Star	900	44 W	390	140
1 Star	1200	55 W	370	225

Room Type - Kitchen. Living Room. Bedroom.

HIGHSPEED

NEW



Birken Effect



Scan to know more



TORO

- Contemporary design to compliment modern décor
- Broad and aerodynamically designed blades for high air delivery
- Anti-corrosive blade & body

Star Rating	Sweep (mm)	Power Inputs (Watts)	Speed (RPM)	Air Delivery (CMM)
1 Star	900	41 W	445	135
1 Star	1200	51 W	370	220

Room Type - Living Room. Bedroom.

Color Range



Silver Magic White



Magic Brown



Warm Grey

NEW



Tiramisu Brown



Scan to know more



RAPIDUS

- Inspired by intricate cuts and design of emerald
- Wider blades for superior air delivery
- Anti-Dust fan
- Anti-Corrosive aluminium blade and body
- Active Power Technology

Star Rating	Sweep (mm)	Power Inputs (Watts)	Speed (RPM)	Air Delivery (CMM)
1 Star	1200	53 W	370	220

Room Type - Living Room. Bedroom.

Color Range



Starry White



Matte Birken



Pearl Grey



Knight Blue

HIGHSPEED



AURA PRIME



- Contemporary design with decorative trims
- Broad and aerodynamically designed blades for high air delivery
- Metallic finish with anti-corrosive blade & body
- Available in 600mm, 900mm, 1400mm – in select colors only

Star Rating	Sweep (mm)	Power Inputs (Watts)	Speed (RPM)	Air Delivery (CMM)
-	600	65 W	875	120
1 Star	900	44 W	390	140
1 Star	1200	55 W	370	226
1 Star	1400	60 W	300	250

Room Type - Powder Room. Kitchen. Bedroom. Living Room.

INDIA'S FIRST ANTI-DUST FAN

Color Range



Birken Effect



Dusky Brown



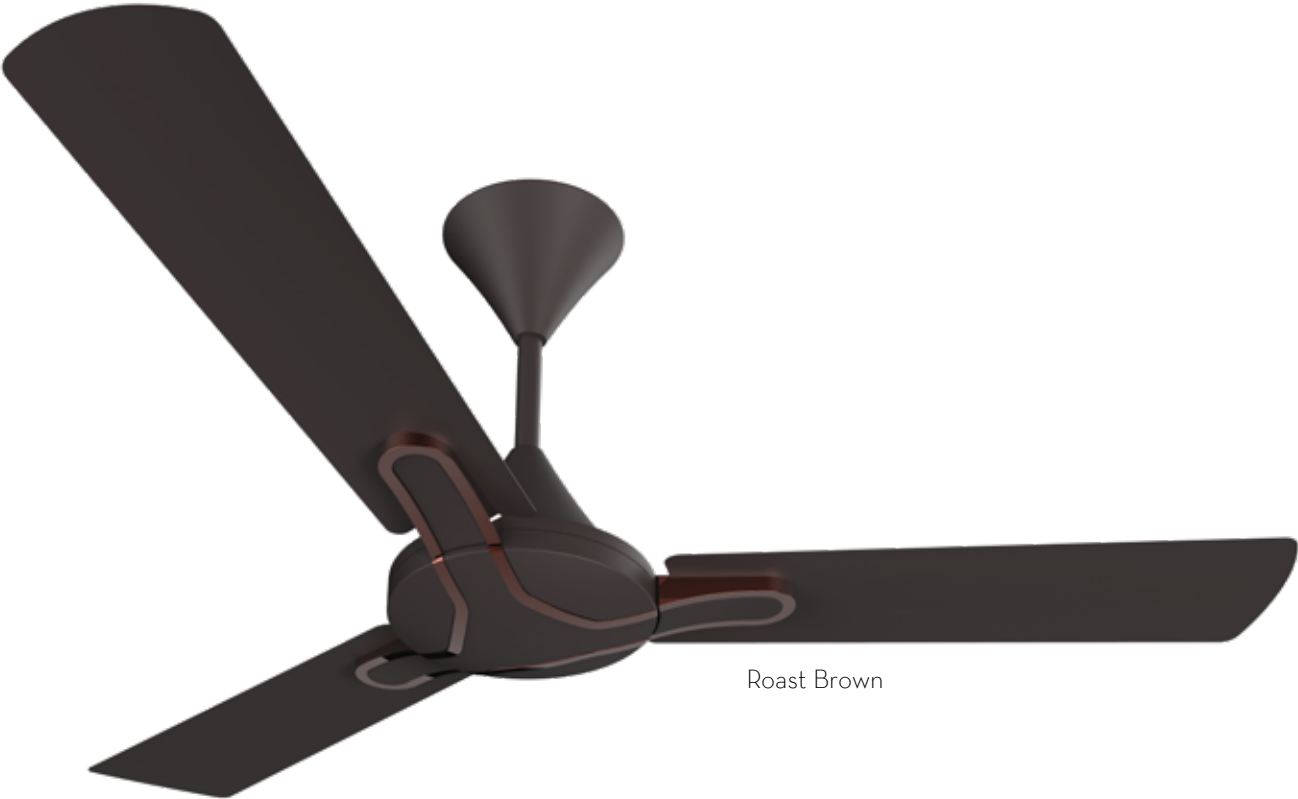
Husky Gold



Butter Scotch



Onyx



Roast Brown



GIANNA

- Decorative motor design
- Wider blades for higher air delivery
- Metallic finish with anti-corrosive blade & body
- Available in 600mm & 900mm – in select colors only

Star Rating	Sweep (mm)	Power Inputs (Watts)	Speed (RPM)	Air Delivery (CMM)
-	600	65 W	830	100
1 Star	900	41 W	450	135
1 Star	1200	53 W	380	220

Room Type - Living Room. Bedroom.

Color Range



Pearl White



Tapioca



Walnut Brown



Dark Cherry Wood

JURA DESIGNER



- Unmatched beauty of wooden finish
- Broad and aerodynamically designed blades for high air delivery
- Anti corrosive body with anti-dust finish

Star Rating	Sweep (mm)	Power Inputs (Watts)	Speed (RPM)	Air Delivery (CMM)
1 Star	1200	55 W	370	225

Room Type - Living Room. Bedroom.

Color Range



White Oak



Conch Cream

JURA PRIME




- Simple, yet elegant fan with anti-dust properties
- Preferred choice of Interior designers
- Available in 600mm, 900mm, 1050mm, 1400mm – in select colors only


Star Rating	Sweep (mm)	Power Inputs (Watts)	Speed (RPM)	Air Delivery (CMM)
-	600	65 W	875	120
1 Star	900	44 W	390	140
1 Star	1050	56 W	370	180
1 Star	1200	55 W	370	225
1 Star	1400	60 W	320	250

Room Type - Living Room. Bedroom.

Color Range
Gloss



Bakers Brown



Pearl Silver White

Color Range
Matte




Irish Coffee



Matte Birken



Denim Blue



Matte Black




AURA

- Contemporary design to compliment modern décor
- Broad and aerodynamically designed blades for high air delivery
- Anti-corrosive blade & body
- Available in 600mm, 900mm, 1400mm – in select colors only

Star Rating	Sweep (mm)	Power Inputs (Watts)	Speed (RPM)	Air Delivery (CMM)
-	600	65 W	875	120
1 Star	900	44 W	390	140
1 Star	1200	55 W	370	225
1 Star	1400	60 W	320	250

Room Type - Powder Room. Kitchen. Bedroom. Living Room.

Color Range



White



Brown



Ginger Gold

HS DECORA

- Aerodynamically designed blades for high speed and air delivery
- Superior metallic color options to enhance décor
- Gold ring on canopies
- Anti-corrosive blade & body



Star Rating	Sweep (mm)	Power Inputs (Watts)	Speed (RPM)	Air Delivery (CMM)
1 Star	1200	55 W	370	225

Room Type - Living Room. Bedroom.

Color Range



Aqua Gold

NEW



lustre brown



HS PLUS 3 STAR

- Anti Corrosive blade and body
- Performance meets energy efficiency

Star Rating	Sweep (mm)	Power Inputs (Watts)	Speed (RPM)	Air Delivery (CMM)
3 Star	1200	43 W	380	218

Room Type - Living Room. Bedroom.

Color Range



Opal White



Ivory

Coming soon in



Matte Black



Metallic Copper Brown

NEW



HS Brown



HS

- Standard model with excellent performance
- Unique gold line on motor
- Anti-corrosive blade & body

Star Rating	Sweep (mm)	Power Inputs (Watts)	Speed (RPM)	Air Delivery (CMM)
-	600	65 W	900	120
1 Star	900	44 W	390	140
1 Star	1050	56 W	370	180
1 Star	1200	55 W	370	225
1 Star	1400	62 W	300	260

Room Type - Powder Room. Kitchen. Bedroom. Living Room.

Color Range



Ivory



Opal White

Coming soon in  Matte Black  Metallic Copper Brown

HIGHSPEED



Bianco



RIVIERA

- Standard model with excellent performance
- Simplicity in motor design
- Anti-corrosive blade & body

Star Rating	Sweep (mm)	Power Inputs (Watts)	Speed (RPM)	Air Delivery (CMM)
1 Star	900	44 W	390	140
1 Star	1050	56 W	370	180
1 Star	1200	55 W	370	225
1 Star	1400	62 W	300	260

Room Type - Kitchen. Bedroom. Living Room.

Color Range



Brown



Opal White

Coming soon in



Matte Black



Metallic Copper Brown



Opal White



HIGHSPEED

HS PLUS

- Standard model with excellent performance
- Anti-corrosive blade & body

Star Rating	Sweep (mm)	Power Inputs (Watts)	Speed (RPM)	Air Delivery (CMM)
1 Star	1200	53 W	370	218

Room Type - Living Room. Bedroom.



Color Range

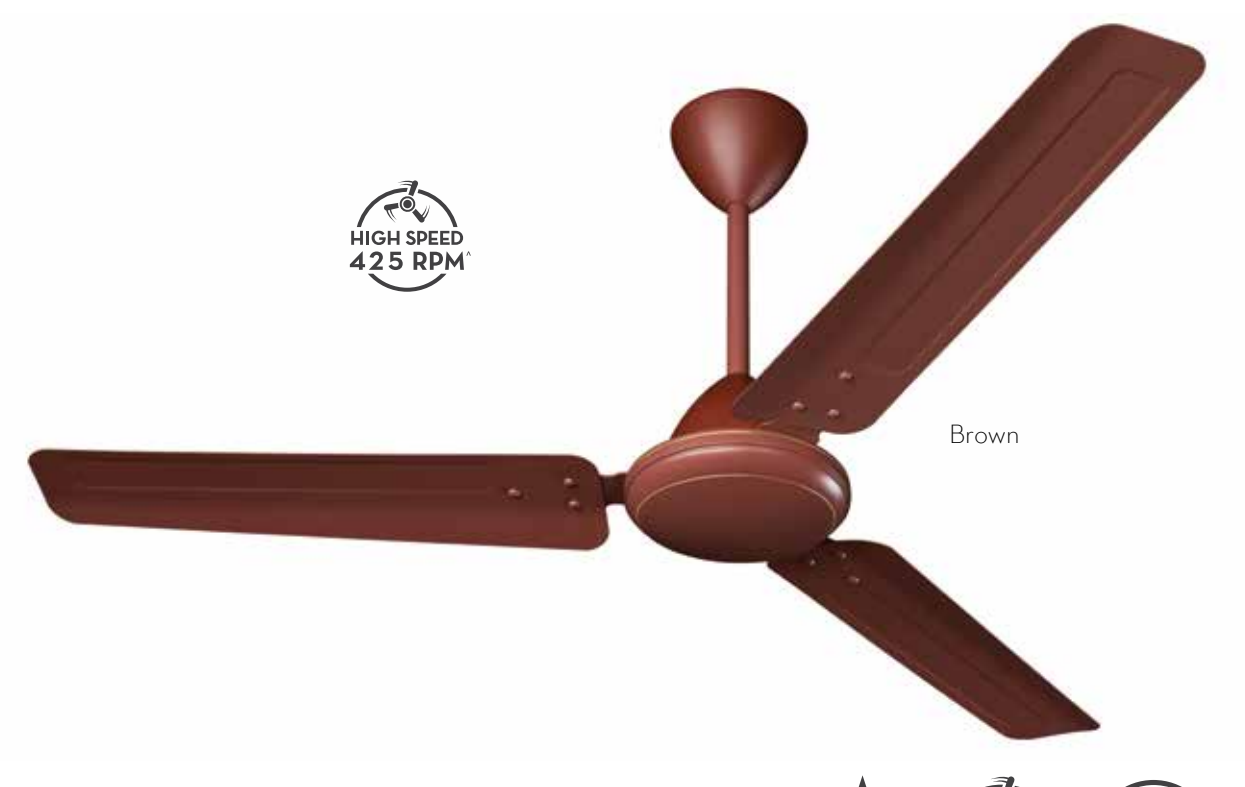


Brown



Ivory

Coming soon in  Matte Black  Metallic Copper Brown



Brown



DASHER 425

- Standard model with excellent performance
- Highspeed 425 RPM
- Anti-corrosive blade & body

Star Rating	Sweep (mm)	Power Inputs (Watts)	Speed (RPM)	Air Delivery (CMM)
1 Star	1200	52 W	425	210

Room Type - Powder Room. Kitchen. Bedroom. Living Room.



Color Range



White



Ivory

Coming soon in  Matte Black  Metallic Copper Brown

NEW



Lustre Brown



HS RUSHWIND

- Standard model with exceptional performance in 900mm sweep
- Highspeed 600 RPM Fan with Superior air delivery of 160 CMM

Star Rating	Sweep (mm)	Power Inputs (Watts)	Speed (RPM)	Air Delivery (CMM)
1 Star	900	50 W	600	160

Room Type - Living Room. Bedroom.

Color Range



Opal White



Ivory

Available in: ● Matte Black ● Metallic Copper Brown

HIGHSPEED



SUREBREEZE FANS

Everyday range of ceiling fans with Crompton's assured & long lasting performance.



NEW



Brown Gold Shimmer



Scan to know more

OPTIMUS

- Inspired by performance and elegance of a Yacht
- Active power technology
- Anti-corrosive blade & body



Star Rating	Sweep (mm)	Power Inputs (Watts)	Speed (RPM)	Air Delivery (CMM)
1 Star	1200	53 W	365	215

Room Type - Powder Room. Living Room. Bedroom.

Color Range



Matte Cloud White



Copper Gleam



Shimmer Carbon

NEW



Smoked Brown



Scan to know more

DIEGO (NEW AVATAR)

- Anti corrosive blade and body
- Wider blades
- Smooth and elegant design with chrome trims



Star Rating	Sweep (mm)	Power Inputs (Watts)	Speed (RPM)	Air Delivery (CMM)
1 Star	1200	53 W	380	210

Room Type - Living Room. Bedroom.

Color Range



Ivory



Black

SUREBREEZE

NEW



Caramel



SUPER BRIZ ROYALE

- Decorative trims on blade and motor to enhance any home décor
- Surebreeze fan with excellent performance

Star Rating	Sweep (mm)	Power Inputs (Watts)	Speed (RPM)	Air Delivery (CMM)
1 Star	900	43 W	440	135
1 Star	1200	53 W	360	215
1 Star	1400	60 W	315	250

Room Type - Living Room. Bedroom.

Color Range



Opal White



Fossil



Metallic Blue



Smoked Brown



Smoked Brown

SUPER BRIZ DECO

- Decorative trims on blade and motor to enhance any home décor
- Surebreeze fan with excellent performance



Star Rating	Sweep (mm)	Power Inputs (Watts)	Speed (RPM)	Air Delivery (CMM)
-	600	65 W	850	115
1 Star	900	43 W	450	135
1 Star	1200	52 W	390	210
1 Star	1400	60 W	290	246

Room Type - Kitchen. Bedroom. Living Room.

Color Range



Birken Ivory



Silver White



Birken White



Mink Brown

ARIYA BRIZ PRIME



- Decorative trims on blade and motor to compliment your interiors
- Available in 600mm – in select colors only

Star Rating	Sweep (mm)	Power Inputs (Watts)	Speed (RPM)	Air Delivery (CMM)
-	600	64 W	850	120
1 Star	1200	52 W	380	210


Room Type - Living Room. Bedroom.

Color Range



Coral Gold

NEW



Smoked Brown




MONTANIA

- Decorative trims on blade to compliment a chic décor
- Surebreeze fan with excellent performance


Star Rating	Sweep (mm)	Power Inputs (Watts)	Speed (RPM)	Air Delivery (CMM)
1 Star	1200	52 W	380	210

Room Type - Living Room. Bedroom.

Color Range



Montania White Chrome



Gilded Beige

SUREBREEZE



Smoked Brown



LERONE

- Decorative trims on blade and motor to enhance any home décor
- Surebreeze fan with excellent performance

Star Rating	Sweep (mm)	Power Inputs (Watts)	Speed (RPM)	Air Delivery (CMM)
1 Star	1200	53 W	390	215

Room Type - Living Room. Bedroom.

Color Range



Opal White



Ivory



Brown

PAVAN DECO

- Decorative trims on blade and motor to compliment your interiors
- Available in select markets only



Star Rating	Sweep (mm)	Power Inputs (Watts)	Speed (RPM)	Air Delivery (CMM)
1 Star	1200	52 W	380	210

Room Type - Living Room. Bedroom.

Color Range



Ivory



Brown

ARIYA BRIZ

- Attractive gold ring on motor
- Anti-corrosive blade & body
- Surebreeze fan with excellent performance



Star Rating	Sweep (mm)	Power Inputs (Watts)	Speed (RPM)	Air Delivery (CMM)
-	600	64 W	850	120
1 Star	1200	52 W	380	210

Room Type - Powder Room. Living Room. Bedroom.

Color Range



White



Ivory

Coming soon in  Matte Black  Metallic Copper Brown



Lustre Brown

COOL BREEZE



- Attractive gold ring on motor
- Anti-corrosive blade & body
- Surebreeze fan with excellent performance
- Available in 600mm, 900mm, 1400mm – in select colors only

Star Rating	Sweep (mm)	Power Inputs (Watts)	Speed (RPM)	Air Delivery (CMM)
-	600	55 W	860	110
1 Star	900	40 W	450	130
1 Star	1200	52 W	380	210
1 Star	1400	60 W	320	245

Room Type - Powder Room. Kitchen. Bedroom. Living Room.

Color Range



Ivory



Opal White

Coming soon in



Matte Black



Metallic Copper Brown



Brown



BRIZ AIR

- Attractive gold ring on motor
- Surebreeze fan with excellent performance
- Available in 600mm, 900mm, 1050mm, 1400mm – in select colours only

Star Rating	Sweep (mm)	Power Inputs (Watts)	Speed (RPM)	Air Delivery (CMM)
-	600	62 W	850	115
1 Star	900	43 W	450	135
1 Star	1050	52 W	370	165
1 Star	1200	52 W	380	210
1 Star	1400	60 W	300	246

Room Type - Powder Room. Kitchen. Bedroom. Living Room.

Color Range



Ivory



Opal White

Coming soon in



Matte Black



Metallic Copper Brown

NEW



Lustre Brown

JET WIND



- Attractive gold ring on motor
- Anti-corrosive blade & body
- Surebreeze fan with excellent performance
- Available in 600mm, 900mm, 1050mm & 1400mm – in select colors only

Star Rating	Sweep (mm)	Power Inputs (Watts)	Speed (RPM)	Air Delivery (CMM)
1 Star	600	65 W	870	110
1 Star	900	43 W	440	135
1 Star	1050	52 W	400	165
1 Star	1200	53 W	370	215
1 Star	1400	60 W	300	250

Room Type - Powder Room. Kitchen. Bedroom. Living Room.

Color Range



Ivory



Smoked Brown



Opal White

Coming soon in



Matte Black



Metallic Copper Brown



Opal White

PAVAN NEO

- Attractive gold ring on motor
- Surebreeze fan with excellent performance
- Available in select markets only

Also available in  Lustre Brown  Ivory



Star Rating	Sweep (mm)	Power Inputs (Watts)	Speed (RPM)	Air Delivery (CMM)
1 Star	1200	52 W	380	210

Room Type - Powder Room. Living Room. Bedroom.

Coming soon in  Matte Black  Metallic Copper Brown



Lustre Brown



WWPS

- ISI marked fan
- Surebreeze fan with excellent performance

Star Rating	Sweep (mm)	Power Inputs (Watts)	Speed (RPM)	Air Delivery (CMM)
1 Star	1200	50 W	350	210

Room Type - Living Room. Bedroom.

Color Range



Opal White



Lustre Brown



WWHE

- ISI marked fan
- Surebreeze fan with excellent performance

Star Rating	Sweep (mm)	Power Inputs (Watts)	Speed (RPM)	Air Delivery (CMM)
1 Star	1200	50 W	350	210
1 Star	1400	60 W	300	245

Room Type - Living Room. Bedroom.

Color Range



Opal White



EMPOWER

- National Energy Conservation Award for Energy efficient fan from BEE
- ISI compliant fan
- Surebreeze fan with excellent performance



Star Rating	Sweep (mm)	Power Inputs (Watts)	Speed (RPM)	Air Delivery (CMM)
1 Star	1200	50 W	370	210

Room Type - Living Room. Bedroom.



ENTRUST

- National Energy Conservation Award for Energy efficient fan from BEE
- Surebreeze fan with excellent performance

Star Rating	Sweep (mm)	Power Inputs (Watts)	Speed (RPM)	Air Delivery (CMM)
1 Star	1200	50 W	370	215

Room Type - Living Room. Bedroom.



SEA BREEZE

- Surebreeze fan with excellent performance
- Available in select markets only



Star Rating	Sweep (mm)	Power Inputs (Watts)	Speed (RPM)	Air Delivery (CMM)
1 Star	1200	52 W	380	210

Room Type - Living Room. Bedroom.

Color Range



Coming soon in  Matte Black  Metallic Copper Brown



SEA WIND





- Surebreeze fan with excellent performance
- Available in select markets only

Star Rating	Sweep (mm)	Power Inputs (Watts)	Speed (RPM)	Air Delivery (CMM)
1 Star	1200	52 W	400	210

Room Type - Living Room. Bedroom.

Color Range



Coming soon in  Matte Black  Metallic Copper Brown



Brown

SEA BLISS

- Surebreeze fan with excellent performance
- Available in select markets only



Star Rating	Sweep (mm)	Power Inputs (Watts)	Speed (RPM)	Air Delivery (CMM)
1 Star	1200	52 W	400	210

Room Type - Living Room. Bedroom.

Color Range



Opal White



Ivory

Coming soon in  Matte Black  Metallic Copper Brown

NEW



Lustre Brown

STAR DRIFT



- Simplicity in its purest form
- Surebreeze fan with excellent performance
- Available in select markets only
- Elegance and Simplistic Décor

Star Rating	Sweep (mm)	Power Inputs (Watts)	Speed (RPM)	Air Delivery (CMM)
1 Star	600	65 W	900	110
1 Star	900	42 W	450	135
1 Star	1200	52 W	400	210

Room Type - Living Room. Bedroom.

Color Range



Opal White



Ivory

Coming soon in



Matte Black



Metallic Copper Brown

NEW



Lustre Brown

STAR BRIZ



- Simplicity in its purest form.
- Surebreeze fan with excellent performance
- Available in select markets only


Star Rating	Sweep (mm)	Power Inputs (Watts)	Speed (RPM)	Air Delivery (CMM)
1 Star	900	45 W	440	160
1 Star	1200	52 W	400	210

Room Type - Living Room. Bedroom.



Color Range



Opal White



Ivory

Coming soon in  Matte Black  Metallic Copper Brown

SUREBREEZE

NEW



Lustre Brown



STAR SPEED

- Simplicity in its purest form.
- Surebreeze fan with excellent performance
- Available in select markets only

Star Rating	Sweep (mm)	Power Inputs (Watts)	Speed (RPM)	Air Delivery (CMM)
1 Star	1200	52 W	400	210

Room Type - Living Room. Bedroom.

Color Range



Opal White



Ivory

Coming soon in



Matte Black



Metallic Copper Brown

NEW



Brown



STAR SPIN

- Simplicity in its purest form.
- Surebreeze fan with excellent performance
- Available in select markets only
- Elegance and Simplistic Décor

Star Rating	Sweep (mm)	Power Inputs (Watts)	Speed (RPM)	Air Delivery (CMM)
1 Star	1200	52 W	400	212

Room Type - Living Room. Bedroom.

SUREBREEZE

Color Range



Opal White



Ivory

Coming soon in

● Matte Black

● Metallic Copper Brown



Lustre Brown

WINZER

- Simplicity in its purest form.
- Surebreeze fan with excellent performance
- Available in select markets only



Star Rating	Sweep (mm)	Power Inputs (Watts)	Speed (RPM)	Air Delivery (CMM)
1 Star	1200	52 W	380	210

Room Type - Living Room. Bedroom.

Color Range



Opal White



Ivory

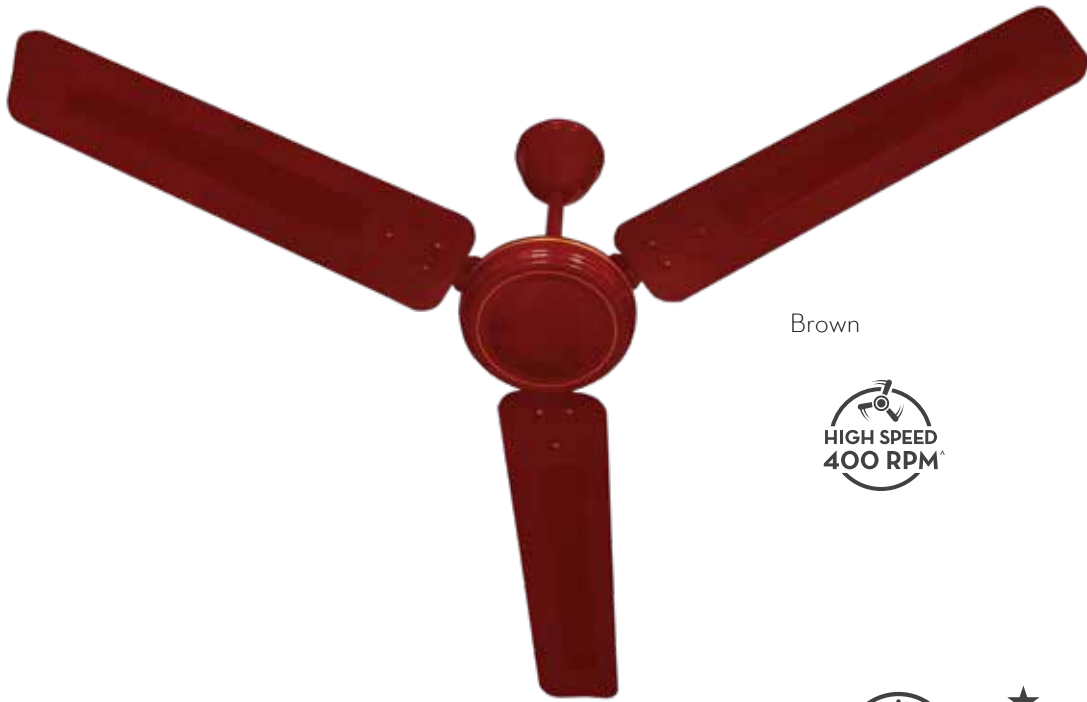
Coming soon in



Matte Black



Metallic Copper Brown



Brown



GALLOP

- Simplicity in its purest form.
- Surebreeze fan with excellent performance
- Available in select markets only

Star Rating	Sweep (mm)	Power Inputs (Watts)	Speed (RPM)	Air Delivery (CMM)
1 Star	1200	52 W	400	210

Room Type - Living Room. Bedroom.

Color Range



Opal White



Ivory

Coming soon in

● Matte Black

● Metallic Copper Brown



Luster Brown



PAVAN

- Attractive gold ring on motor
- Surebreeze fan with excellent performance
- Available in select markets only

Star Rating	Sweep (mm)	Power Inputs (Watts)	Speed (RPM)	Air Delivery (CMM)
1 Star	600	60 W	840	135
1 Star	900	41 W	430	100
1 Star	1200	52 W	380	210

Room Type - Powder Room. Living Room. Bedroom.

Color Range



Opal White



Ivory

Coming soon in  Matte Black  Metallic Copper Brown



Opal White

STAR 220

- Surebreeze fan with excellent performance



Star Rating	Sweep (mm)	Power Inputs (Watts)	Speed (RPM)	Air Delivery (CMM)
1 Star	1200	50 W	360	220

Room Type - Living Room. Bedroom.



Lustre Brown

VERNO



- Simplicity in its purest form.
- Surebreeze fan with excellent performance
- Available in select markets only

Star Rating	Sweep (mm)	Power Inputs (Watts)	Speed (RPM)	Air Delivery (CMM)
1 Star	1200	52 W	380	210

Room Type - Living Room. Bedroom.

Color Range



Opal White



Ivory

Coming soon in  Matte Black  Metallic Copper Brown

NEW



Lustre Brown



NIDUS

- Simplicity in its purest form.
- Surebreeze fan with excellent performance
- Available in select markets only
- Elegance and Simplistic Décor


Star Rating	Sweep (mm)	Power Inputs (Watts)	Speed (RPM)	Air Delivery (CMM)
1 Star	600	65 W	900	110
1 Star	900	42 W	450	135
1 Star	1200	52 W	390	210
1 Star	1400	60 W	340	245

Room Type - Living Room. Bedroom.

Color Range



Opal White



Ivory

Coming soon in

●

 Matte Black

●

 Metallic Copper Brown

SUREBREEZE





TABLE PEDESTAL WALL FANS

Sleek and sturdy designs with superior air delivery providing maximum comfort to you when you need it.



Color Range



White



Black



Black Yellow



Blue White



HIGHSPEED TORPEDO

- Powerful high speed motor
- Range of unique colors
- Thermal overload protection
- Sturdy construction

Sweep (mm)	Power Inputs (Watts)	Speed (RPM)	Air Delivery (CMM)
400	125 W	2100	105

NEW

Color Range



Black Red



White



White Red




Black



GALE CLASSIC

- High speed & superior air delivery
- Thermal overload protection for long lasting motor
- Finger test adhering guards
- Range of unique colors

Sweep (mm)	Power Inputs (Watts)	Speed (RPM)	Air Delivery (CMM)
400	115 W	2100	105



HIGH FLO WAVE PLUS

- High air delivery
- Improved blade design
- Thermal overload protection for long lasting motor
- Sturdy construction
- Smooth oscillation

Sweep (mm)	Power Inputs (Watts)	Speed (RPM)	Air Delivery (CMM)
400	60 W	1350	85




HIGH FLO NEO

- Superior air delivery
- Thermal overload protection for long lasting motor
- Smooth oscillation
- Elegant aesthetic

Sweep (mm)	Power Inputs (Watts)	Speed (RPM)	Air Delivery (CMM)
400	58 W	1330	85

TPW

NEW



Cool Grey



WAVESTAR

- High air delivery
- Easy to assemble
- Serene dual tone finish
- Thermal overload protection for long lasting motor

Sweep (mm)	Power Inputs (Watts)	Speed (RPM)	Air Delivery (CMM)
400	60 W	1350	80



White

Color Range



Black



Black Yellow



Blue White

HIGHSPEED TORPEDO

- Powerful high speed motor
- Range of unique colors
- Thermal overload protection
- Sturdy construction



Sweep (mm)	Power Inputs (Watts)	Speed (RPM)	Air Delivery (CMM)
400	125 W	2100	105

TPW

NEW



Black Red

Color Range



Black



White Red



White

GALE CLASSIC

- Superior air delivery
- Thermal overload protection for long lasting motor
- Smooth oscillation
- Height adjustment for desired air flow
- Unique range of colors

Sweep
(mm)

400

Power
Inputs
(Watts)

115 W

Speed
(RPM)

2100

Air
Delivery
(CMM)

105



Black & Red

Color Range



Black



White

HIGH FLO WAVE PLUS

- High air delivery
- Thermal overload protection for long lasting motor
- Smooth oscillation
- Height adjustment for desired air flow



Sweep (mm)	Power Inputs (Watts)	Speed (RPM)	Air Delivery (CMM)
400	60 W	1350	85

TPW



Coffee Brown

Color Range



Crimson Red



White

SMOOTH
OSCILLATIONTHERMAL
OVERLOAD
PROTECTIONHIGH
AIR
DELIVERY

HIGH FLO NEO

- High air delivery
- Thermal overload protection for long lasting motor
- Smooth oscillation
- Unique range of colors

Sweep (mm)	Power Inputs (Watts)	Speed (RPM)	Air Delivery (CMM)
400	58 W	1330	85



White

WAVESTAR NEO

- High air delivery
- Thermal overload protection for long lasting motor
- Smooth oscillation & unique design
- Height adjustment for desired air flow



Sweep (mm)	Power Inputs (Watts)	Speed (RPM)	Air Delivery (CMM)
400	60 W	1350	85

TPW



Silver Black

SSTORM 2

- Superior air delivery
- Thermal protection for long lasting motor
- Royal finish
- Also available in Matte Black



Sweep (mm)	Power Inputs (Watts)	Speed (RPM)	Air Delivery (CMM)
450	90 W	1350	100



Dark Grey

BRIZSTAR FARRATA

- Sturdy metallic base
- Anti-rust aluminium blades
- Height adjustment



Sweep (mm)	Power Inputs (Watts)	Speed (RPM)	Air Delivery (CMM)
500	145 W	1400	125

TPW

NEW




Black

BRIZSTAR FARRATA OSC

- Smooth oscillation function
- Height adjustment
- Finger test adhering guards
- Thermal overload protection
- Sturdy metallic base
- Anti-rust aluminium blades



Sweep (mm)	Power Inputs (Watts)	Speed (RPM)	Air Delivery (CMM)
500	150 W	1380	125



HIGHSPEED TORPEDO

- Powerful high speed motor
- Range of unique colors
- Thermal overload protection
- Sturdy construction
- Smooth oscillation
- Also available in 300mm




Sweep (mm)	Power Inputs (Watts)	Speed (RPM)	Air Delivery (CMM)
400	125 W	2100	105

NEW



Black Red

Color Range



White Red



Black



White

GALE CLASSIC

- Superior air delivery
- Thermal overload protection for long lasting motor
- Smooth oscillation
- Unique range of colors



Sweep (mm)	Power Inputs (Watts)	Speed (RPM)	Air Delivery (CMM)
400	115 W	2100	105



Black & Red

Color Range



Black




White

HIGH FLO WAVE PLUS

- High air delivery
- Improved blade design
- Smooth oscillation
- Thermal overload protection for long lasting motor



Sweep (mm)	Power Inputs (Watts)	Speed (RPM)	Air Delivery (CMM)
400	60 W	1350	85



White

Color Range



Coffee Brown



Crimson Red



HIGH FLO NEO

- PP blade, low noise operation
- Thermal overload protection for long lasting motor
- Smooth oscillation
- Also available in 300mm

Sweep (mm)	Power Inputs (Watts)	Speed (RPM)	Air Delivery (CMM)
400	58 W	1330	85



Silver Black




SSTORM 2

- Superior air delivery
- Thermal protection for long lasting motor
- Royal finish
- Also available in Matte Black

Sweep (mm)	Power Inputs (Watts)	Speed (RPM)	Air Delivery (CMM)
450	90 W	1350	100

TPW





DOMESTIC EXHAUST FANS

Stylish Metallic and Plastic body options with powerful suction and low noise operation.





Grey



TRANSAIR / TRANSAIR REVERSIBLE

- With the flick of a switch one can opt for exhaust mode or fresh air mode in Transair Reversible
- Metal bird screen for protection from birds and foreign matter
- Reversible type available in 225mm & 300mm size only

Sweep (mm)	Power Inputs (Watts)	Speed (RPM)	Air Delivery (CMM)
150	50 W	2000	320
225	45 W	1400	720
300	70 W	1380	1600



Grey



DRIFT AIR PLUS

- Sturdy Metal body with Metal blades
- Metal bird screen for protection from birds and foreign matter
- New variant available with anti-dust coating

Sweep (mm)	Power Inputs (Watts)	Speed (RPM)	Air Delivery (CMM)
150	42 W	2300	400
225	35 W	1370	800
300	48 W	1370	1160



Grey



FLUX AIR

- Sturdy metal body with metal blade. It also comes with corrosion resistant coating on blade & body
- Bird screen for protection from birds and foreign matter

Sweep (mm)	Power Inputs (Watts)	Speed (RPM)	Air Delivery (CMM)
225	31 W	1380	800



White

Color Range



Wood

Can also be mounted on glass panel




NEW MOUNT AIR

- Lightweight and sleek design with ABS body
- Silent operation and superior air flow
- Can be installed on Glass, Wall and Ceiling
- 100 and 150mm available in White, Wood & Steel colour

Sweep (mm)	Power Inputs (Watts)	Speed (RPM)	Air Delivery (CMM)
100	11 W	2500	120
150	20 W	1500	200



Aerodynamic blades
for faster speed



Can also be mounted
on glass panel



Powerful air suction for
odourless and clean air



Light body



AXIAL AIR

- Sturdy front grill for additional safety
- 100 available in Ivory and White colour
- 150 available in Brown, Black, Ivory and White colour

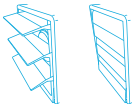
Sweep (mm)	Power Inputs (Watts)	Speed (RPM)	Air Delivery (CMM)
100	12 W	2400	140
150	20 W	1750	275



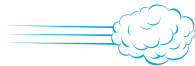
Aerodynamic blades for faster speed



Automatic dust protection shutters for hassle-free hygiene



Powerful air suction for odourless and clean air



Light body



BRISK AIR NEO

- Sleek design with aerodynamic blades
- Back flaps for prevention of entry of dust and foreign particles.

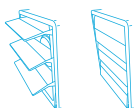
Sweep (mm)	Power Inputs (Watts)	Speed (RPM)	Air Delivery (CMM)
150	25 W	1350	280
200	27 W	1350	500
250	27 W	1310	800



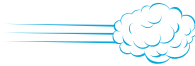
Aerodynamic blades for faster speed



Automatic dust protection shutters for hassle-free hygiene



Powerful air suction for odourless and clean air



Light body



BRISK AIR PLUS

- Sleek design with aerodynamic blades
- Back flaps for prevention of entry of dust and foreign particles.
- 150 and 200mm available in White, Black, Brown & Ivory colour

Sweep (mm)	Power Inputs (Watts)	Speed (RPM)	Air Delivery (CMM)
150	25 W	1300	275
200	30 W	1300	450

DOMESTIC EXHAUST

NEW




BRISK AIR CM

- Modern Aesthetics
- Automatic louvers
- A ceiling-mount exhaust fan designed with modern aesthetics.
- Suitable to be mounted on false ceilings to elevate your décor.

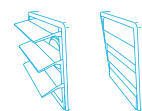
Sweep (mm)	Power Inputs (Watts)	Speed (RPM)	Air Delivery (CMM)
110	28 W	1400	75



Aerodynamic blades for faster speed



Automatic dust protection shutters for hassle-free hygiene



Powerful air suction for odourless and clean air




Light body



VENTILUS

- Automatic Shutter for dust protection.
- 150 and 200mm available in Ivory and White colour

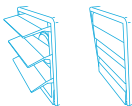
Sweep (mm)	Power Inputs (Watts)	Speed (RPM)	Air Delivery (CMM)
150	25 W	1300	275
200	30 W	1300	450
250	35 W	1300	900



Aerodynamic blades
for faster speed



Automatic dust protection
shutters for hassle-free hygiene



Powerful air suction for
odourless and clean air



Light body



VENTILUS HS

- High speed operation
- Automatic shutter for dust protection
- 150 and 200mm available in Brown, Black, Ivory and White colour

Sweep (mm)	Power Inputs (Watts)	Speed (RPM)	Air Delivery (CMM)
150	33 W	2400	450
200	38 W	1800	900

PERSONAL FANS





White

BRASSO

- Excellent air throw
- Rust proof plastic body
- Sleek and sturdy design
- Can be used on wall and ceiling






Sweep (mm)	Power Inputs (Watts)	Speed (RPM)	Air Delivery (CMM)
300	90 W	2000	60



INDUSTRIAL FANS

Heavy Duty fans with powerful motors and superior air delivery for industrial and commercial use.





HEAVY DUTY EXHAUST FANS

- Totally enclosed, continuously rated highly efficient heavy-duty motor
- Aerodynamically contoured blades provide maximum air with minimum power consumption
- Rigid frame with rubber mountings for silent operations
- Anti-corrosive blade & body
- Degree of protection : IP55 rated


SPECIFICATIONS

Model Name	Impeller Diameter (mm)	Phase	Pole	Power Inputs (Watts)	Speed (RPM)	Air Delivery (CMM)	Current (AMP)	Noise Level (dBA)
EXHD300-4-1 (ISI)*	300	Single	4 Pole	90 W	1400	1710	0.43	56
EXHD300-6-1 (ISI)	300	Single	6 Pole	55 W	950	1145	0.26	54
EXHD380-4-1 (ISI)	380	Single	4 Pole	150 W	1400	3250	0.72	63
EXHD380-4-3	380	Three	4 Pole	150 W	1400	3250	0.30	63
EXHD380-6-1 (ISI)	380	Single	6 Pole	100 W	950	2000	0.48	56
EXHD450-4-1 (ISI)*	450	Single	4 Pole	350 W	1400	6120	1.65	65
EXHD450-4-3	450	Three	4 Pole	410 W	1400	6120	0.94	65
EXHD450-6-1	450	Single	6 Pole	145 W	950	3900	0.70	63
EXHD600-6-1	600	Single	6 Pole	550 W	950	9400	2.65	65
EXHD600-6-3	600	Three	6 Pole	550 W	950	9400	1.27	65
EXHD900-8-3	900	Three	8 Pole	1200 W	700	25200	2.60	68

* Also available in IP65 rating for Industries like Ceramic, Spice, Cement etc.



Pedestal



Wall

VORTEX SERIES (AIR CIRCULATORS)

- Aerodynamically designed blades for higher air delivery
- Heavy duty motor with double ball bearing for longer life
- Wider oscillation at 85°
- Heavy base for greater stability
- Improved guard design
- Attractive aesthetics

450 mm	600 mm	750 mm
Pedestal	Pedestal	Pedestal
Wall	Wall	Wall

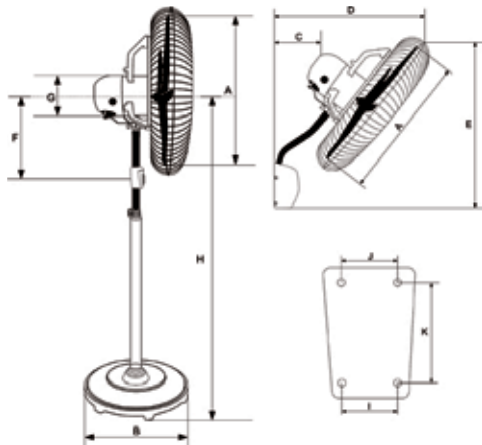
PERFORMANCE GUIDE

Product ID	Type	Sweep (mm)	Phase	Speed (RPM)	Capacitor (MFD)	Air Delivery (M ³ /H)	Current (AMP)	Power Input (Watts)	Noise Level (dba)	Adjustable height (M)
ACVORTEX18PF	Pedestal	450	Single	1440	3.15	7500	0.45	100 W	64	1.35 / 1.025
ACVORTEX18WM	Wall	450	Single	1440	3.15	7500	0.45	100 W	64	
ACVORTEX24PF	Pedestal	600	Single	1440	5	16000	0.95	200 W	68	1.75 / 1.325
ACVORTEX24WM	Wall	600	Single	1440	5	16000	0.95	200 W	68	
ACVORTEX30PF	Pedestal	750	Single	1440	5	22200	1.2	250 W	76	1.75 / 1.325
ACVORTEX30WM	Wall	750	Single	1440	5	22200	1.2	250 W	76	








* Rated Voltage 230V, 50Hz AC for single phase 415V, 50Hz for three Phase fans

* Built in Regulator available only for 450mm sweep

Dimensional Specifications



Model	A	B	H		E		C		D		F	G	I	J	K
			Mini	Max	Mini	Max	Mini	Max	Mini	Max					
VORTEX 450 mm PF	450	450	1135	1200							350	164			
VORTEX 600 mm PF	600	515	1290	1600								164			
VORTEX 750 mm PF	750	515	1290	1600								164			
VORTEX 450 mm WF	450				760	800	70	120	380	450		164	85	115	190
VORTEX 600 mm WF	600				830	870	120	160	530	580		164	85	115	190
VORTEX 750 mm WF	750				1100	1200	120	160	530	580		164	85	115	190

OUR RANGE OF FANS							
SUREBREEZE	✓	✓*					
HIGHSPEED	✓	✓	✓*				
PREMION	✓	✓*	✓*	✓*			✓*
ENERGION	✓	✓	✓*	✓	✓		✓*
SILENTPRO	✓	✓	✓*	✓	✓	✓	✓*
LUXIAN	✓	✓					✓*

*In select models only.



Crompton

CROMPTON GREAVES CONSUMER ELECTRICALS LIMITED

Registered Office:

05GBD, Godrej Business District, Pirojshanagar, Vikhroli West,
Mumbai, Maharashtra 400079.

For Any Service Queries, Reach Us Through:

Customer Service:

Toll free number: +91 92288 80505 (Mon to Sat: 9am - 6pm)

Web registration on www.crompton.co.in

Service Manager Email Id: consumer.support@crompton.co.in

Website: www.crompton.co.in



WhatsApp Number:
+91 74287 13838
Scan the QR code
to chat with us



24*7 Web Registration
on our website Scan
for Service request or
warranty registration

Disclaimer - While every effort has been taken to ensure that all specifications and description are correct, this brochure should not be regarded as an infallible guide end not as an offer of sales for a particular product. Due to variables in production process, colours of actual products may vary slightly from those depicted. Model numbers and specifications are for reference only. May subject to change without prior notice.

*The Superflo's claim of India's highest air delivery fan (260 CMM air delivery) is based on internal laboratory tests conducted under ideal conditions and is applicable exclusively to Crompton's Metal Blade Induction ceiling fans in the 1200mm-1270mm sweep range. Actual performance may vary due to external factors. Crompton reserves the right to amend or withdraw this claim based on further testing or regulatory updates. Any Metal Blade Induction ceiling fan claiming superior air delivery must be registered with the Bureau of Energy Efficiency by December 31, 2024.